











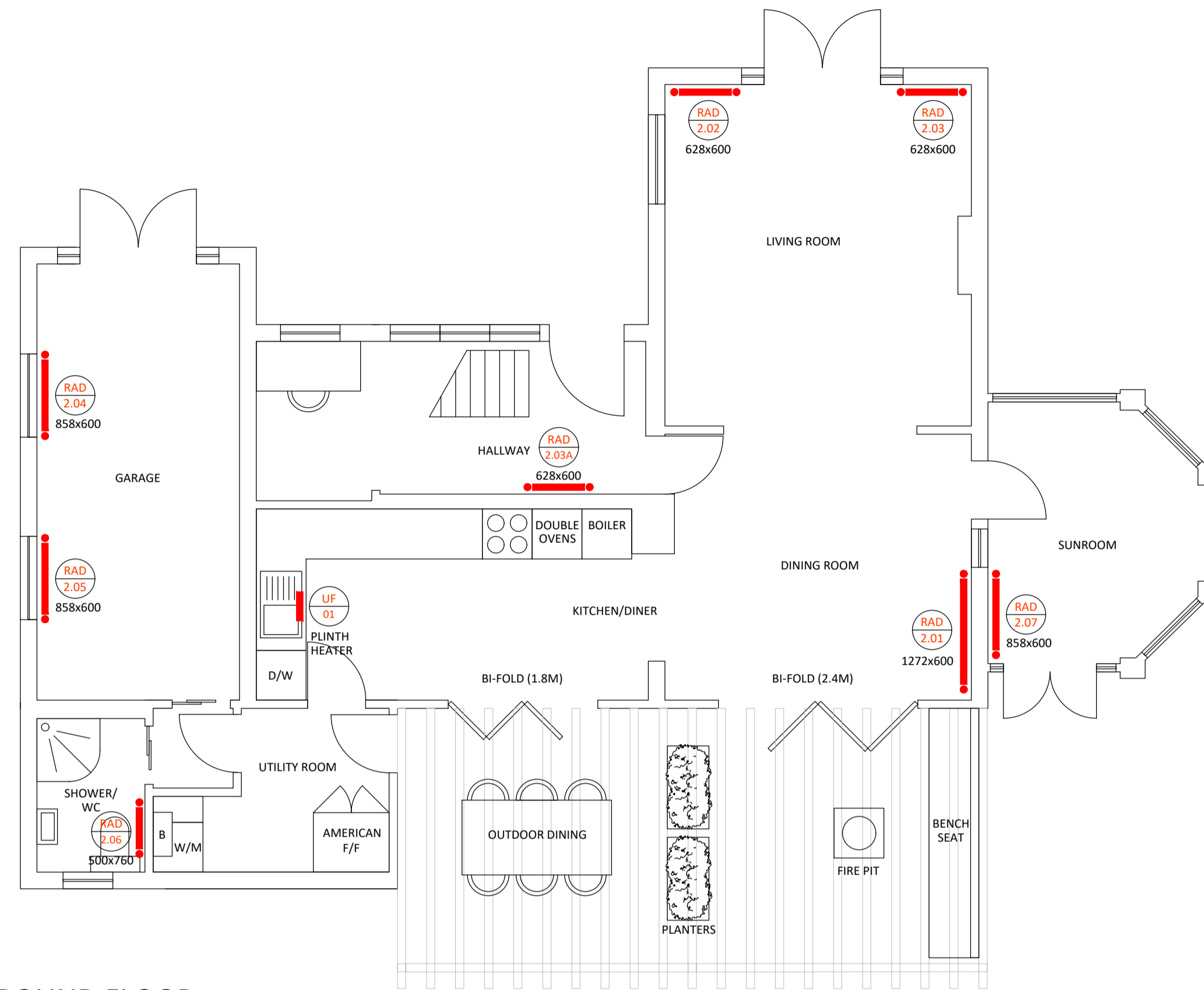
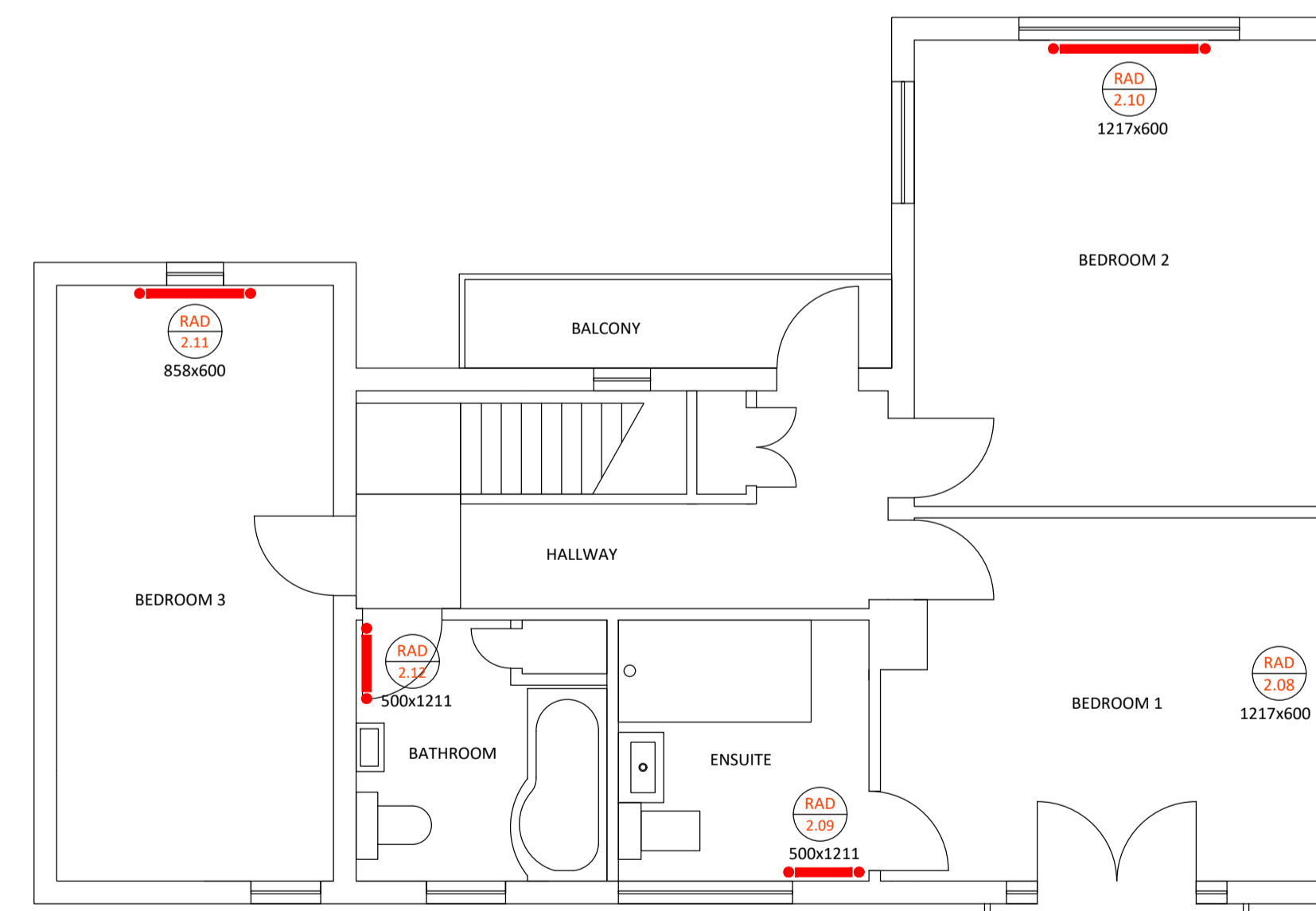


Second Floor							
	RAD REF	Radiator Length	Radiator Height	Type	Image	Colour	Radiator REF
Dining/ Kitchen Area	RAD 2.01	1272	600	1No. 3 Column		Ansite Grey	
	UF01			2No. Plinth Heater		N/A	
Living Room	RAD 2.02, 2.03	628	600	2no. 4 Column		Ansite Grey	
Hallway	RAD 2.03A	628	600	1No. 3 Column		Ansite Grey	
Garage	RAD 2.04/ 2.05	858	600	2no. 4 Column		Ansite Grey	
GF Toilet	RAD 2.06	500	760	Towel Radiator		Chrome	
Sun Room	RAD 2.07	858	600	1No. 3 Column		Ansite Grey	
Bed 1	RAD 2.08	1217	600	1No. 4 Column		Ansite Grey	
Ensuite 1	RAD 2.09	500	1211	Towel Radiator		Chrome	
Bed 2	RAD 2.10	1217	600	1No. 4 Column		Ansite Grey	
Bed 3	RAD 2.11	858	600	1No. 4 Column		Ansite Grey	
Bathroom	RAD 2.12	500	1211	Towel Radiator		Chrome	



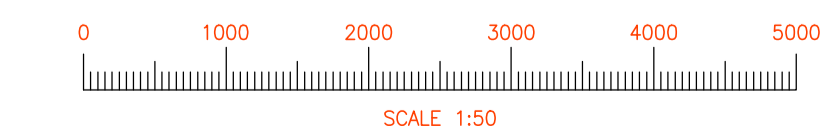
**GROUND FLOOR**  
RADIATOR LAYOUT

1:50



**FIRST FLOOR**  
RADIATOR LAYOUT

1:50



**COPYRIGHT**  
This drawing is copyright and may not be altered, reproduced or used other than for the Contract Works for which it is issued without written permission.

**STATUS OF DRAWING**  
The purpose of this drawing when issued as a Tender Drawing is to enable tenders to interpret correctly the design and submit competitive tenders for the Works.

**TENDER**  
A Tender Drawing whether original or amended shall not be used as an Installation Drawing except under the terms contained in the Conditions of Tender.

**WARNING**  
Do not scale this drawing. Verify all dimensions and structural details on site. If in doubt, ask before acting.

**RELATED DOCUMENTS**  
Read this drawing in conjunction with the appropriate Specification(s).

**CHECKING**  
This drawing has been generated using a Computer Drafting System. As the system generates a new drawing at each revision, only the latest edition shall be installed as checked.

Revision	Revision Date	Revision Notes
A	04.03.2021	UPDATED TO SUIT LATEST FLOOR PLAN

**PRELIMINARY ISSUE**

Client:

Project:  
MARKET RASEN

Drawing Title:  
GROUND & FIRST FLOOR  
RADIATOR LAYOUT

Designed: MW/SL	CAD: AB	Checked: MW/SL	Date: FEB'21
Scale: 1:50@A1		Project No.:	
Drawing Number: 5000			Revision: A